

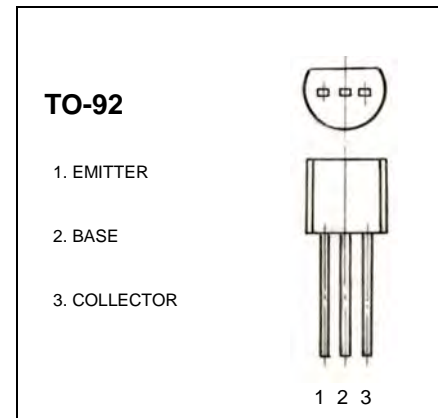
NPN TRANSISTOR

FEATURES

- FTC1675 is designed for use in AM converter
AM/FM if amplifier and local oscillator of AM/FM tuner

MAXIMUM RATINGS (T_A=25°C unless otherwise noted)

Symbol	Parameter	Value	Units
V _{CB0}	Collector-Base Voltage	50	V
V _{CEO}	Collector-Emitter Voltage	30	V
V _{EBO}	Emitter-Base Voltage	5	V
I _C	Collector Current -Continuous	0.05	A
P _C	Collector Power Dissipation	0.25	W
T _j	Junction Temperature	150	°C
T _{stg}	Storage Temperature	-55-150	°C



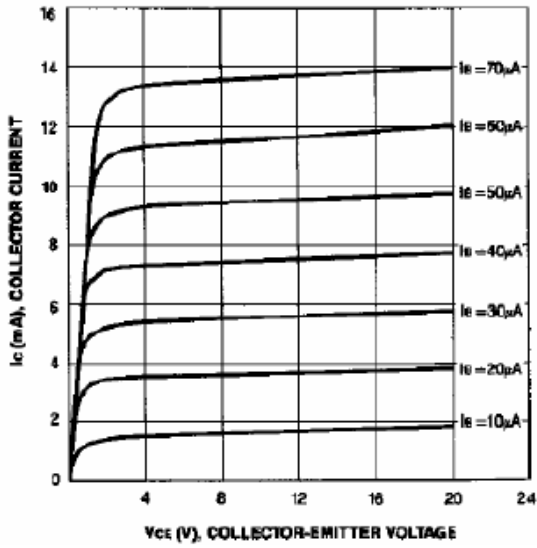
ELECTRICAL CHARACTERISTICS (T_{amb}=25°C unless otherwise specified)

Parameter	Symbol	Test conditions	MIN	TYP	MAX	UNIT
Collector-base breakdown voltage	V _{(BR)CBO}	I _C = 10μA, I _E =0	50			V
Collector-emitter breakdown voltage	V _{(BR)CEO}	I _C = 5mA, I _B =0	30			V
Emitter-base breakdown voltage	V _{(BR)EBO}	I _E =10μA, I _C =0	5			V
Collector cut-off current	I _{CBO}	V _{CB} =50V, I _E =0			0.1	μA
Emitter cut-off current	I _{EBO}	V _{EB} = 5V, I _C =0			0.1	μA
DC current gain	h _{FE}	V _{CE} =6V, I _C = 1mA	40		240	
Collector-emitter saturation voltage	V _{CE(sat)}	I _C =10mA, I _B =1mA			0.3	V
Base-emitter voltage	V _{BE(on)}	V _{CE} =6V, I _C = 1mA			0.75	V
Transition frequency	f _T	V _{CE} =6V, I _C = 1mA	150			MHz
Collector output capacitance	C _{ob}	V _{CB} =6V, I _E =0, f=1MHz			2.5	pF

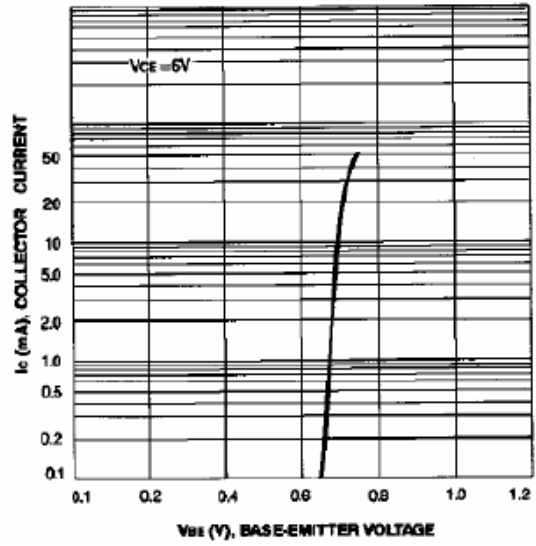
CLASSIFICATION OF h_{FE}

Rank	R	O	Y
Range	40-80	70-140	120-240

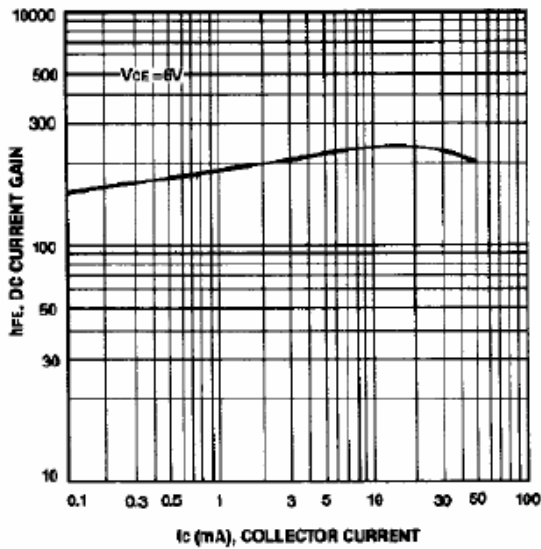
STATIC CHARACTERISTIC



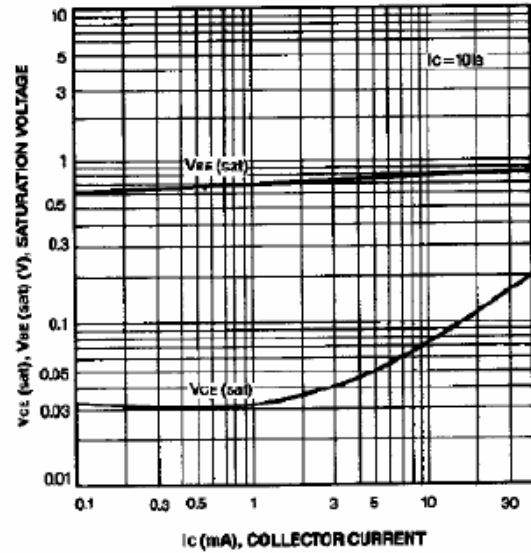
BASE-EMITTER ON VOLTAGE



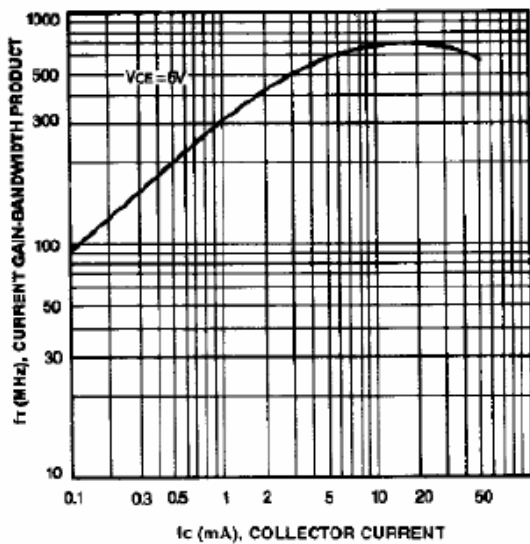
DC CURRENT GAIN



**BASE-EMITTER SATURATION VOLTAGE
COLLECTOR-EMITTER SATURATION VOLTAGE**



CURRENT GAIN-BANDWIDTH PRODUCT



**COLLECTOR INPUT CAPACITANCE
COLLECTOR OUTPUT CAPACITANCE**

