

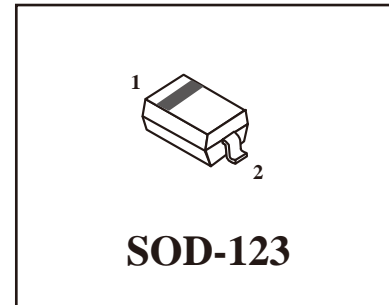
SURFACE MOUNT SWITCHING DIODE

Features

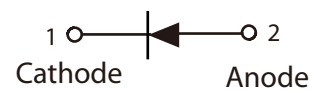
- Fast Switching Speed
- Surface Mount Package Ideally Suited for Automatic Insertion
- For General Purpose Switching Applications
- High Conductance
- Pb- Free package is available

Mechanical Data

- Case: SOD- 123, Molded Plastic
- Terminals: Solderable per MIL- STD- 202, Method 208
- Polarity: Cathode Band
- Marking: Type Code only or Date Code and Type Code
- Type Code: HA2
- Weight: 0.01 grams (approx.)



Equivalent Circuit Diagram



Maximum Ratings @ $T_A = 25^\circ\text{C}$ unless otherwise specified

Characteristic	Symbol	Limit	Unit
Non- Repetitive Peak Reverse Voltage	V_{RM}	100	V
Peak Repetitive Reverse Voltage	V_{RRM}	75	V
Working Peak Reverse Voltage	V_{RWM}		
DC Blocking Voltage	V_R		
RMS Reverse Voltage	$V_{R(RMS)}$	53	V
Forward Continuous Current (Note 1)	I_{FM}		
Average Rectified Output Current (Note 1)	I_O	150	mA
Non- Repetitive Peak Forward Surge Current @ $t = 1 \mu\text{s}$ @ $t = 1.0\text{s}$	I_{FSM}	2.0 1.0	A
Power Dissipation (Note 1)	P_d	350	mW
Thermal Resistance Junction to Ambient Air (Note 1)	$R_{\theta JA}$	357	K/W
Operating and Storage Temperature Range	T_j, T_{STG}	- 65 to +150	$^\circ\text{C}$

Electrical Characteristics @ $T_A = 25^\circ\text{C}$ unless otherwise specified

Characteristic	Symbol	Min	Max	Unit	Test Condition
Maximum Forward Voltage	V_{FM}	—	0.715 0.855 1.000 1.250	V	$I_F = 1.0\text{mA}$ $I_F = 10\text{mA}$ $I_F = 50\text{mA}$ $I_F = 150\text{mA}$
Maximum Peak Reverse Current	I_{RM}	—	2.5 50 30 25	μA μA μA nA	$V_R = 75\text{V}$ $V_R = 75\text{V}, T_j = 150^\circ\text{C}$ $V_R = 25\text{V}, T_j = 150^\circ\text{C}$ $V_R = 20\text{V}$
Junction Capacitance	C_j	—	2.0	pF	$V_R = 0, f = 1.0\text{MHz}$
Reverse Recovery Time	t_{rr}	—	4.0	ns	$I_F = I_R = 10\text{mA}$, $I_{rF} = 0.1 \times I_R, R_L = 100\Omega$

Notes: 1. Valid provided that terminals are kept at ambient temperature.

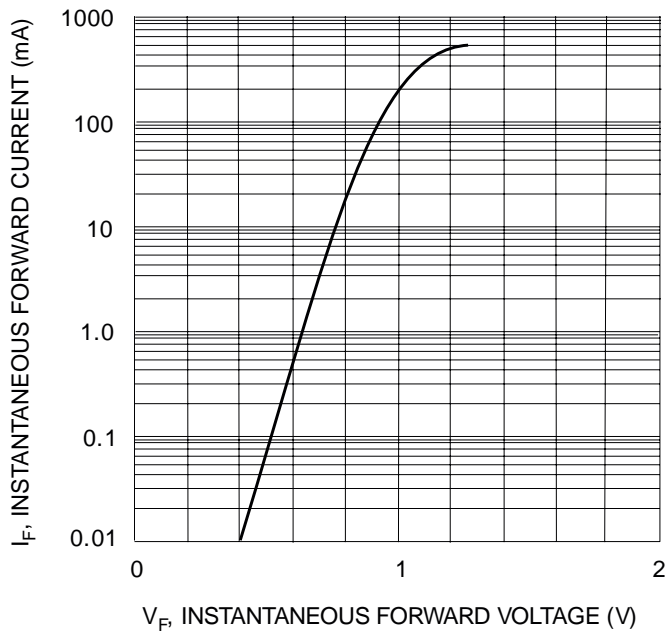


Fig. 1 Forward Characteristics

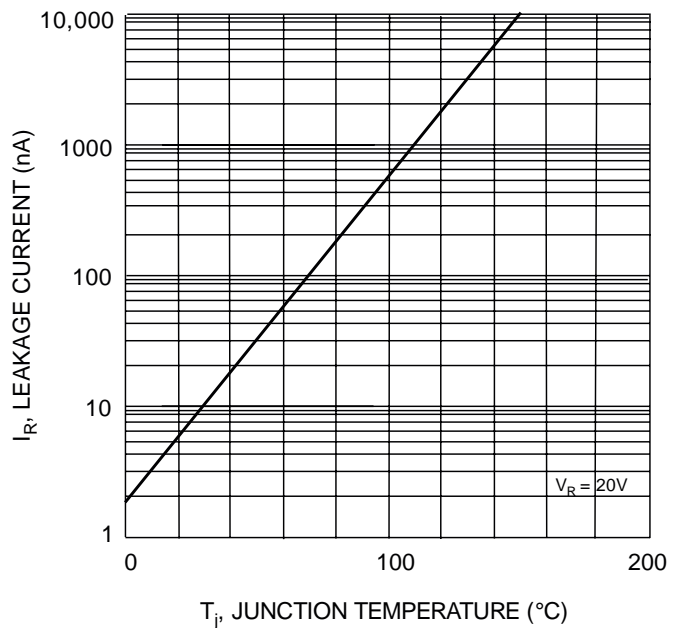
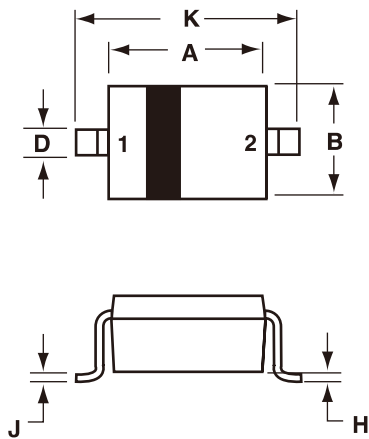


Fig. 2 Leakage Current vs Junction Temperature

SOD-123 Outline Dimensions



Unit:mm

SOD-123		
Dim	Min	Max
A	2.55	2.85
B	1.40	1.80
C	0.95	1.35
D	0.50	0.70
E	0.30 REF	
H	-	0.10
J	-	0.15
K	3.55	3.85

PIN 1. CATHODE
2. ANODE