

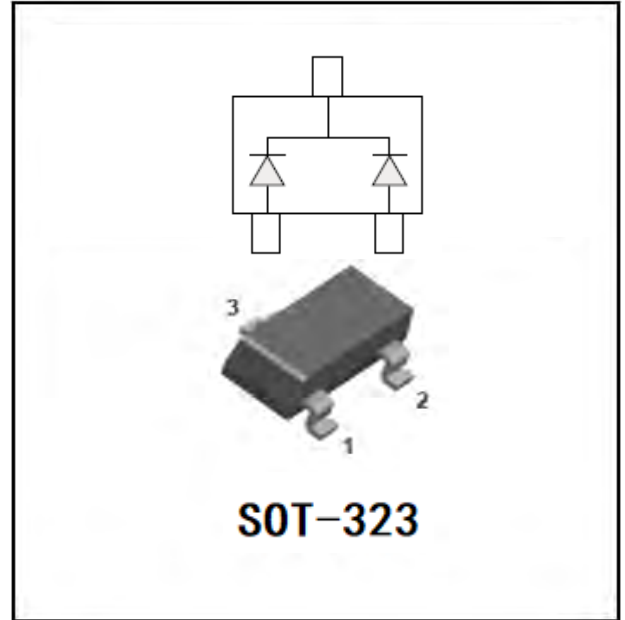
## Dual Switching Diode

### Features

- Epoxy meets UL-94 V-0 flammability rating
- Moisture Sensitivity Level 1
- Fast switching speed
- High Conductance
- Surface mount package ideally Suited for Automatic Insertion

### Mechanical Data

- Package: SOT-323
- Terminals: Tin plated leads, solderable per J-STD-002 and JESD22-B102
- Polarity: Cathode line denotes the cathode end
- Marking: KJA



### ■Maximum Ratings (Ta=25°C Unless otherwise specified)

Item	Symbol	Unit	Value
Peak Reverse Voltage	$V_{RRM}$	V	100
Reverse Voltage	$V_R$	V	75
Peak Forward Current	$I_{FAV}$	mA	150
Thermal Resistance from Junction to Ambient	$R\theta_{JA}$	°C/W	625
Operation Junction Temperature	$T_J$	°C	-55 to +150
Storage Temperature	$T_{STG}$	°C	-55 to +150



# BAV70WT

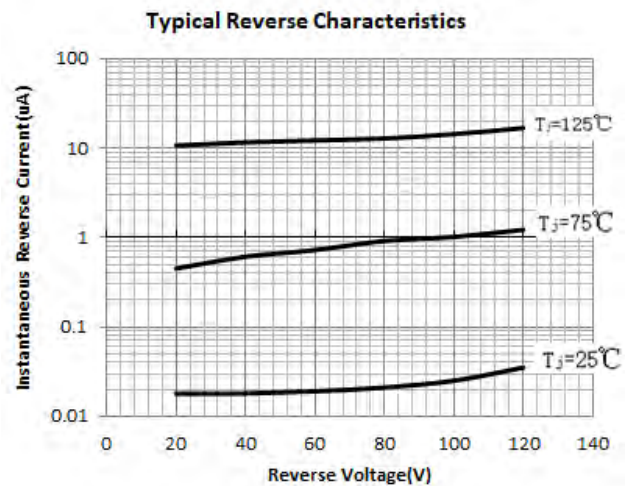
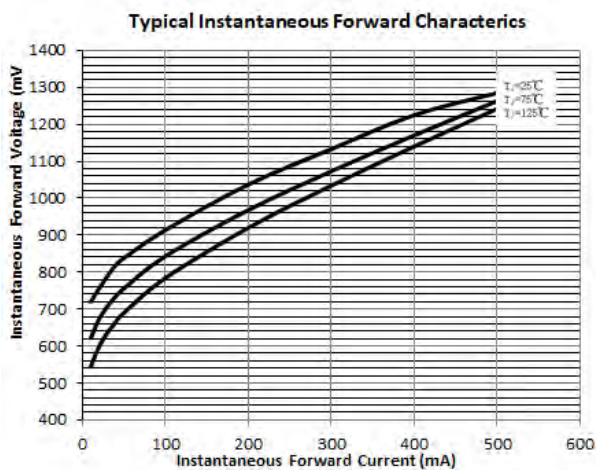
## ■ Electrical Characteristics (Ta=25°C unless otherwise specified)

Item	Symbol	Unit	Conditions	Value
Reverse Voltage	$V_R$	V	$I_R=100\mu A$	75
Maximum Instantaneous Forward Voltage	$V_F$	V	$I_F=1mA$	0.715
			$I_F=10mA$	0.855
			$I_F=50mA$	1.0
			$I_F=150mA$	1.25
Maximum DC Reverse Current	$I_R$	$\mu A$	$V_R=75V$	2.5
Typical Junction Capacitance	$C_J$	pF	$f=1.0MHz, V_R=0V$	2
Reverse Recovery Time	$T_{rr}$	ns	$I_F=I_R=10mA$ $I_{rr}=0.1 * I_R, R_L=100\Omega$	4

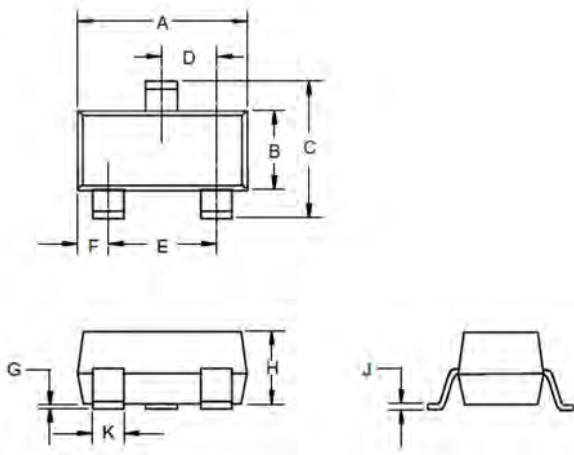
## ■ Ordering Information (Example)

Prefered P/N	Packing Code	Unit Weight(G)	Minimum Package(Pcs)	Inner Box Quantity(Pcs)	Outer Carton Quantity(Pcs)	Delivery Mode
BAV70WT	F2	Approximate 0.008	3000	30000	120000	7" reel

## ■ Characteristics (Typical)



## ■ SOT-323 Package Outline Dimensions



DIMENSIONS					
DIM	INCHES		MM		NOTE
	MIN	MAX	MIN	MAX	
A	.071	.087	1.80	2.20	
B	.045	.053	1.15	1.35	
C	.083	.096	2.10	2.45	
D	.026 Nominal		0.65Nominal		
E	.047	.055	1.20	1.40	
F	.012	.016	.30	.40	
G	.000	.004	.000	.100	
H	.035	.039	.90	1.00	
J	.004	.010	.100	.250	
K	.006	.016	.15	.40	

## ■ SOT-323 Suggested Pad Layout

