

SCHOTTKY BARRIER DIODE

● **Applications**

Low current rectification

● **Features**

Extremely small surface mounting type. (SOD- 923)

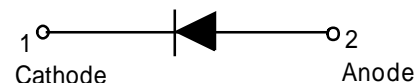
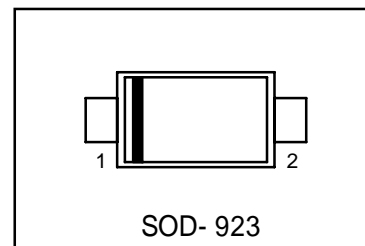
Low IR.

High reliability.

We declare that the material of product compliance with RoHS requirements.

● **Construction**

Silicon epitaxial planar



● **DEVICE MARKING AND ORDERING INFORMATION**

Device	Marking	Shipping
FDR520F	E	8000/Tape&Reel

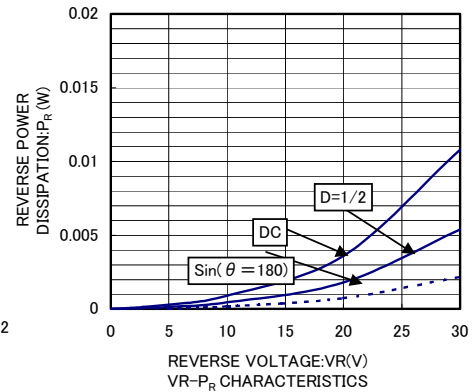
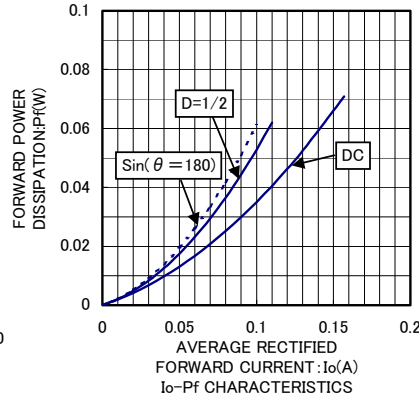
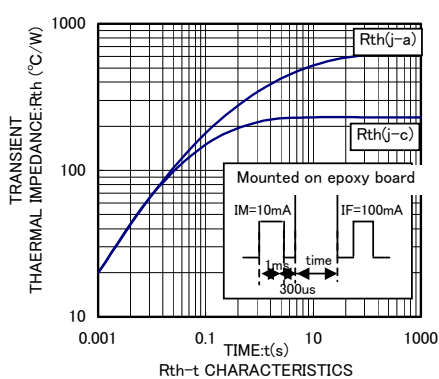
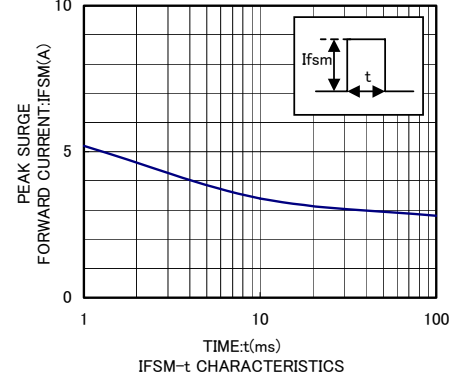
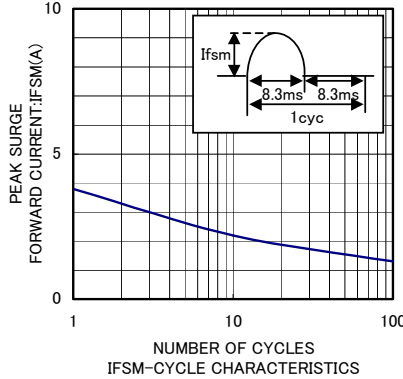
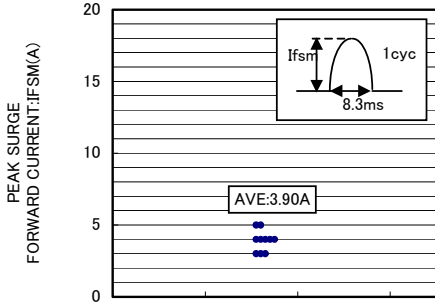
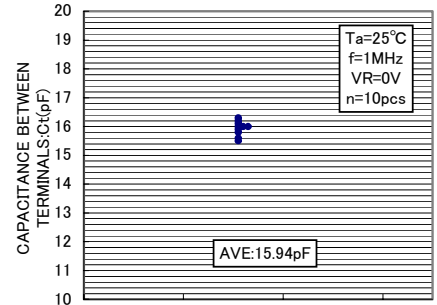
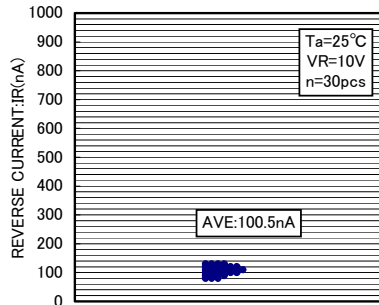
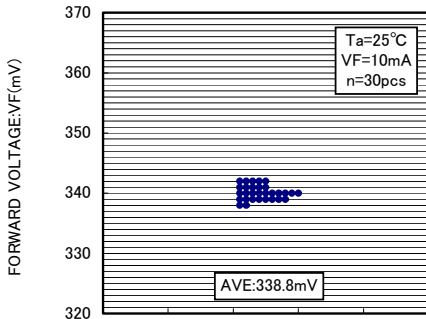
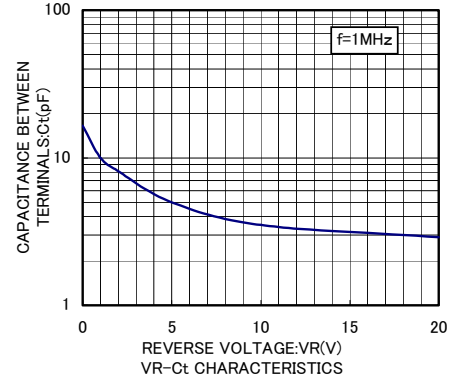
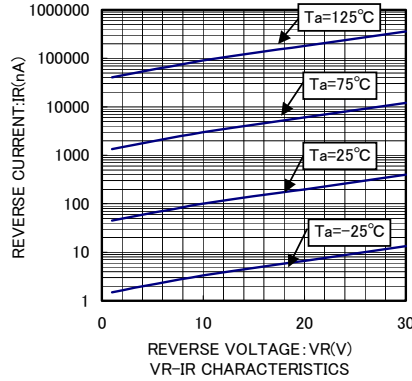
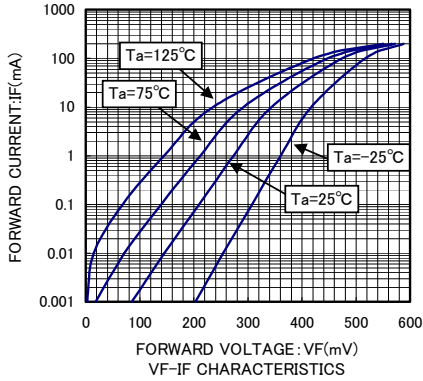
● **Absolute maximum ratings** (Ta=25°C)

Parameter	Symbol	Limits	Unit
Reverse voltage (DC)	V_R	30	V
Average rectifier forward current	I_o	100	mA
Forward current surge peak(60Hz·1cyc)	I_{FSM}	500	mA
Junction temperature	T_j	125	°C
Storage temperature	T_{stg}	- 40 to +125	°C

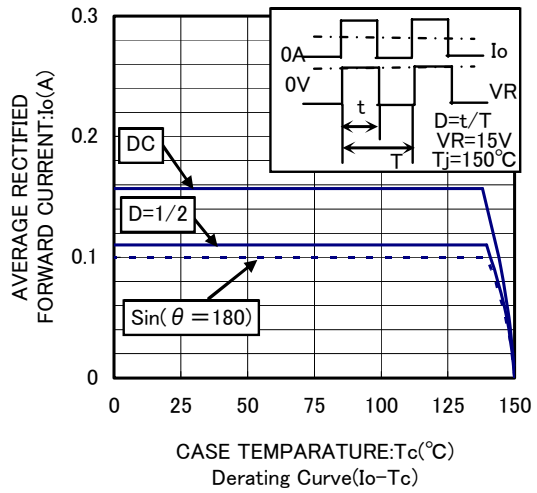
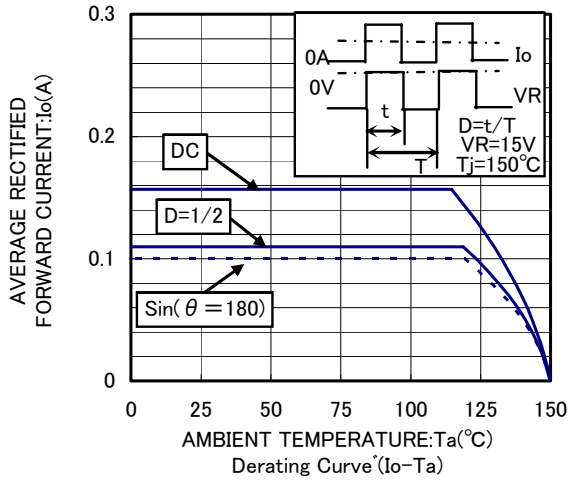
● **Electrical characteristic** (Ta=25°C)

Parameter	Symbol	Min.	Typ.	Max.	Unit	Conditions
Forward voltage	V_F	-	-	0.45	V	$I_F=10mA$
Forward voltage	V_F	-	-	0.50	V	$I_F=20mA$
Reverse current	I_R	-		0.5	μA	$V_R=10V$

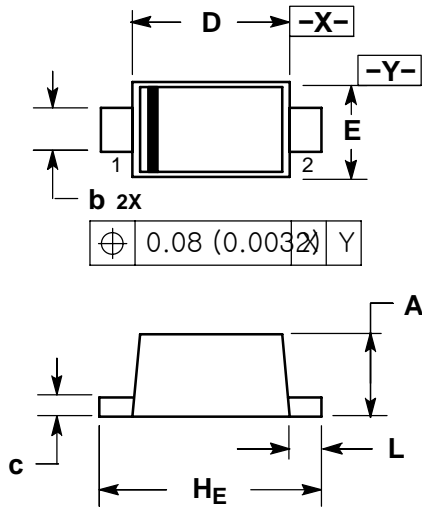
Electrical characteristic curves (Ta=25°C)



Electrical characteristic curves ($T_a=25^{\circ}\text{C}$)

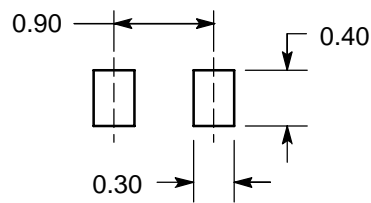


SOD- 923



DIM	MILLIMETERS			INCHES		
	MIN	NOM	MAX	MIN	NOM	MAX
A	0.34	0.39	0.43	0.013	0.015	0.017
b	0.15	0.20	0.25	0.006	0.008	0.010
c	0.07	0.12	0.17	0.003	0.005	0.007
D	0.75	0.80	0.85	0.030	0.031	0.033
E	0.55	0.60	0.65	0.022	0.024	0.026
H_E	0.95	1.00	1.05	0.037	0.039	0.041
L	0.05	0.10	0.15	0.002	0.004	0.006

SOLDERING FOOTPRINT*



DIMENSIONS: MILLIMETERS