

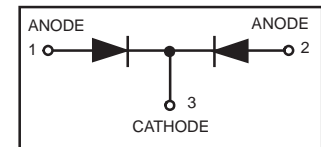
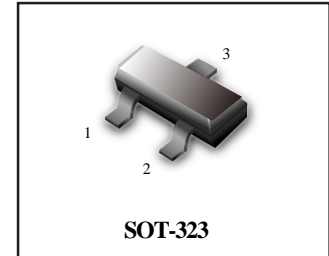
Dual Series Schottky Barrier Diodes

Applications

General purpose detection High speed switching

Features

1. Small surface mounting type.
2. Low V_F and low I_R
3. High reliability
4. We declare that the material of product compliance with RoHS requirements.




ORDERING INFORMATION

Device	Marking	Shipping
FDR715U	3D	3000/Tape & Reel

Absolute maximum ratings (Ta=25°C)

Parameter	Symbol	Limits	Unit
Peak reverse voltage	V_{RM}	40	V
DC reverse voltage	V_R	40	V
Mean rectifying current	I_O	30	mA
Peak forward surge current \square	I_{FSM}	200	mA
Junction temperature	T_j	125	°C
Storage temperature	T_{stg}	-40~+125	°C

\square 60 Hz for 1 

Electrical characteristics (Ta=25°C)

Parameter	Symbol	Min.	Typ.	Max.	Unit	Conditions
Forward voltage	V_F	—	—	0.37	V	$I_F=1mA$
Reverse current	I_R	—	—	1	μA	$V_R=10V$
Capacitance between terminals	C_T	—	2.0	—	pF	$V_R=1V, f=1MHz$

Note) ESD sensitive product handling required.

Electrical characteristic curves (Ta=25°C)

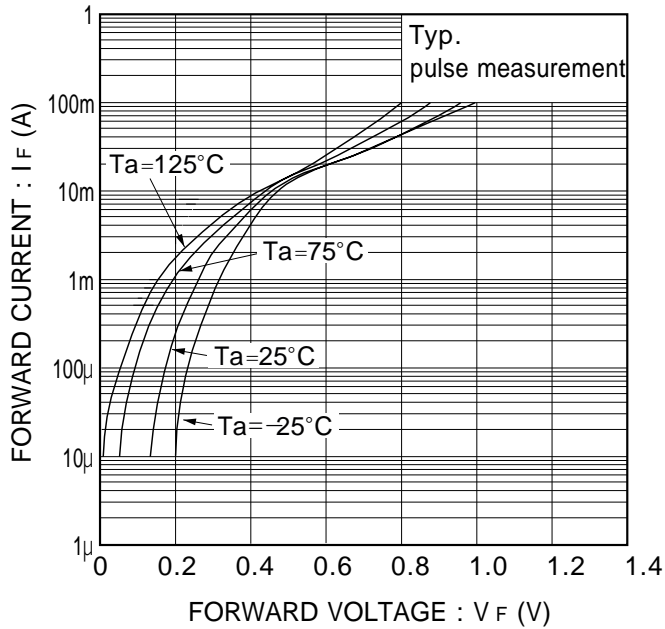


Fig. 1 Forward characteristics

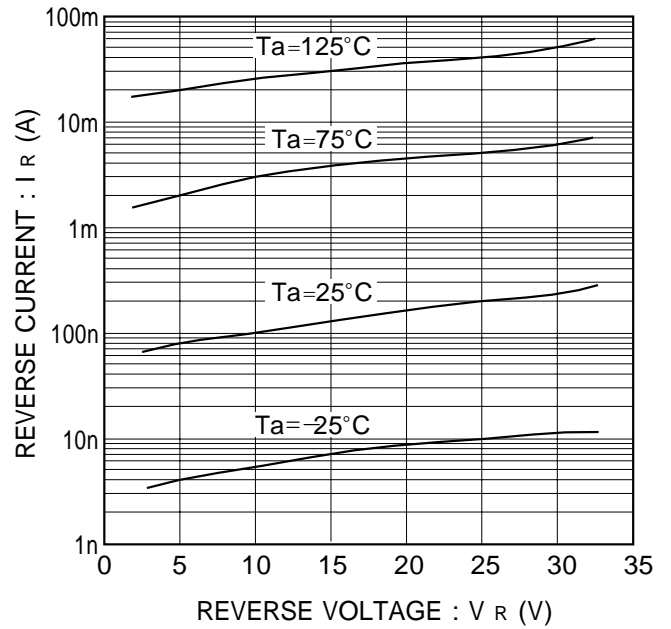


Fig. 2 Reverse characteristics

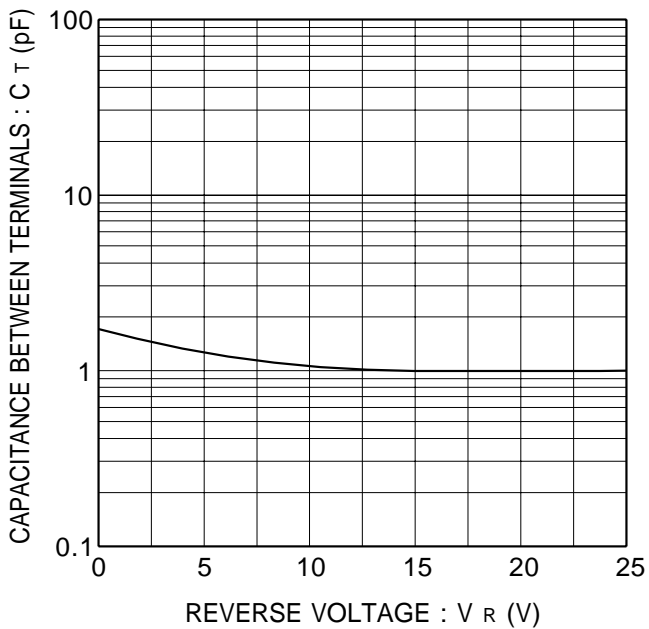


Fig. 3 Capacitance between terminals characteristics

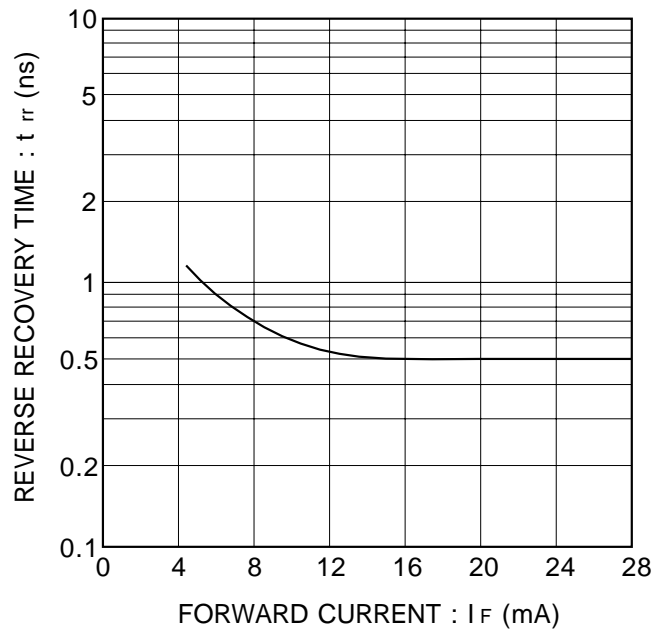
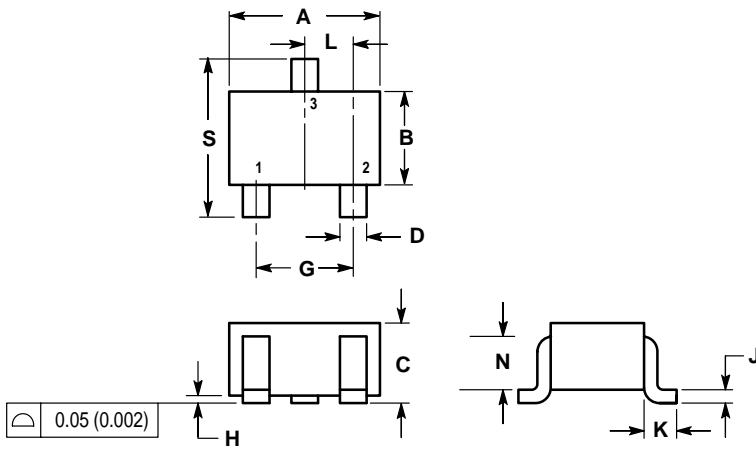


Fig. 4 Reverse recovery time characteristics

SC-70 / SOT-323

NOTES:

1. DIMENSIONING AND TOLERANCING PER ANSI Y14.5M, 1982.
2. CONTROLLING DIMENSION: INCH.



DIM	INCHES		MILLIMETERS	
	MIN	MAX	MIN	MAX
A	0.071	0.087	1.80	2.20
B	0.045	0.053	1.15	1.35
C	0.032	0.040	0.80	1.00
D	0.012	0.016	0.30	0.40
G	0.047	0.055	1.20	1.40
H	0.000	0.004	0.00	0.10
J	0.004	0.010	0.10	0.25
K	0.017 REF		0.425 REF	
L	0.026 BSC		0.650 BSC	
N	0.028 REF		0.700 REF	
S	0.079	0.095	2.00	2.40

