

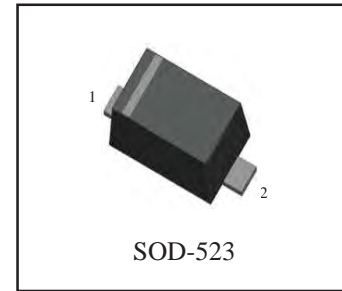
Zener Diode

Features

- High reliability
- Very sharp reverse characteristic
- Low reverse current level
- Zener Voltage 2.4V~36V

Mechanical Data

- **Package:** SOD-523
- **Terminals:** Tin plated leads, solderable per J-STD-002 and JESD22-B102
- **Polarity:** Cathode line denotes the cathode end



Maximum Ratings (T_a=25°C Unless otherwise specified)

PARAMETER	SYMBOL	UNIT	VALUE
Power Dissipation at T _a =25°C	P _D	mW	200
Storage Temperature Range	T _{stg}	°C	-55~+150
Maximum Junction Temperature	T _J	°C	-55~+150
Maximum Regulator Current	I _{ZM}	mA	P _D / V _Z
Forward Voltage(@10mA)	V _F	V	1.0
Thermal Resistance Junction to Ambient Air*	R _{θJA}	°C /W	625

Ordering Information (Example)

PREFERRED P/N	PACKING CODE	UNIT WEIGHT(g)	MINIMUM PACKAGE(pcs)	INNER BOX QUANTITY(pcs)	OUTER CARTON QUANTITY(pcs)	DELIVERY MODE
BZX584B2V4 ~ BZX584B36V	F2	Approximate 0.002	8000	80000	320000	7" reel



BZX584B2V4 ~ BZX584B36V

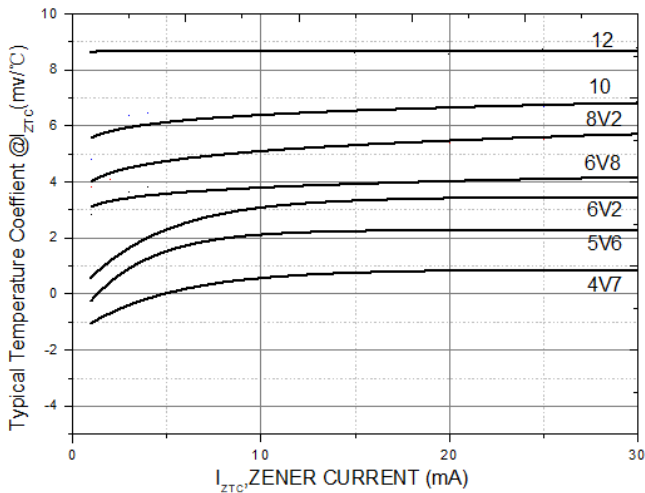
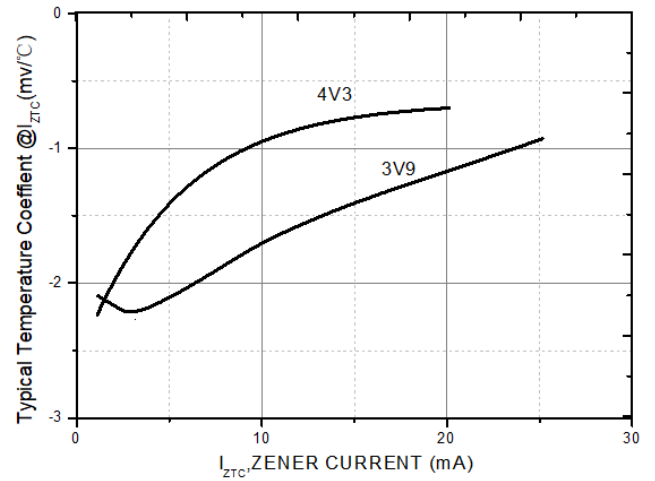
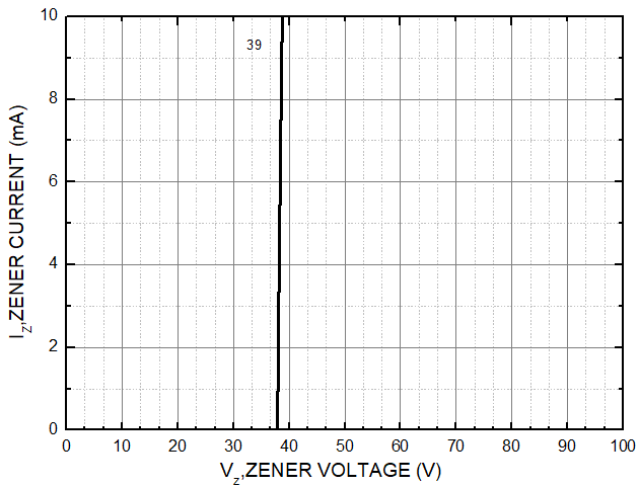
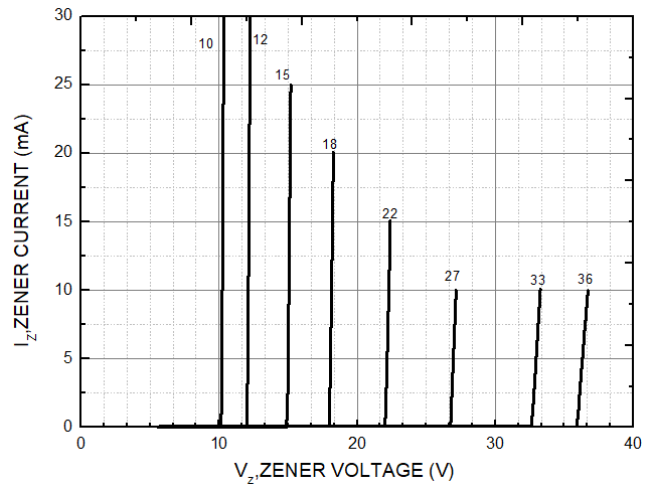
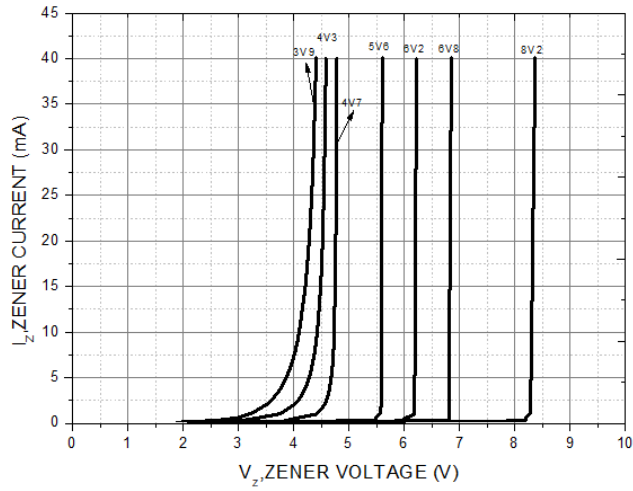
Electrical Characteristics (T_a=25°C Unless otherwise specified)

TypeNumber	Device Marking	V _z at I _{zT} (V)			Z _{zT} (Ω)		Z _{zk} (Ω)		I _R (μA)@V _R	
		min.	typ.	max.	I _{zT} (mA)	max.	I _{zk} (mA)	max.	uA	V _R (V)
BZX584B2V4	05	2.34	2.4	2.46	5	100	1	600	45	1
BZX584B2V7	15	2.56	2.7	2.84	5	100	1	600	20	1
BZX584B3V0	25	2.92	3.0	3.08	5	100	1	600	10	1
BZX584B3V3	35	3.21	3.3	3.39	5	95	1	600	15	1
BZX584B3V6	45	3.53	3.6	3.67	5	90	1	564	4.5	1
BZX584B3V9	+5	3.82	3.9	3.98	5	90	1	564	2.7	1
BZX584B4V3	65	4.21	4.3	4.39	5	90	1	564	2.7	1
BZX584B4V7	75	4.61	4.7	4.79	5	80	1	470	2.7	2
BZX584B5V1	85	5	5.1	5.2	5	60	1	451	1.8	2
BZX584B5V6	95	5.49	5.6	5.71	5	40	1	376	0.9	2
BZX584B6V2	A5	6.08	6.2	6.32	5	10	1	141	2.7	4
BZX584B6V8	B5	6.66	6.8	6.94	5	15	1	75	1.8	4
BZX584B7V5	C5	7.35	7.5	7.65	5	15	1	75	0.9	5
BZX584B8V2	D5	8.04	8.2	8.36	5	15	1	75	0.63	5
BZX584B9V1	E5	8.92	9.1	9.28	5	15	1	94	0.45	6
BZX584B10V	F5	9.8	10	10.2	5	20	1	141	0.18	7
BZX584B11V	G5	10.78	11	11.22	5	20	1	141	0.09	8
BZX584B12V	H5	11.76	12	12.24	5	25	1	141	0.09	8
BZX584B13V	J5	12.74	13	13.26	5	30	1	160	0.09	8
BZX584B15V	K5	14.7	15	15.3	5	30	1	188	0.045	10.5
BZX584B16V	L5	15.68	16	16.32	5	40	1	188	0.045	11.2
BZX584B18V	M5	17.64	18	18.36	5	45	1	212	0.045	12.6
BZX584B20V	N5	19.6	20	20.4	5	55	1	212	0.045	14
BZX584B22V	P5	21.56	22	22.44	5	55	1	235	0.045	15.4
BZX584B24V	R5	23.52	24	24.48	5	70	1	235	0.045	16.8
BZX584B27V	S5	26.46	27	27.54	2	80	0.5	282	0.045	18.9
BZX584B30V	T5	29.4	30	30.6	2	80	0.5	282	0.045	21
BZX584B33V	U5	32.34	33	33.66	2	80	0.5	306	0.045	23
BZX584B36V	V5	35.28	36	36.72	2	90	0.5	329	0.045	25.2

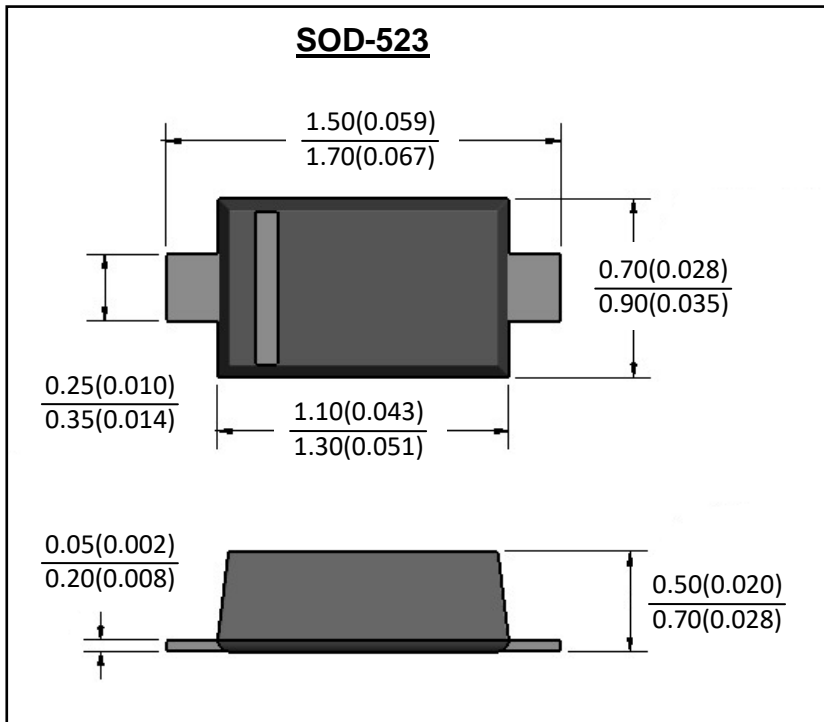


BZX584B2V4 ~ BZX584B36V

Characteristics (Typical)



Outline Dimensions



Soldering Footprint

