

## 1-Line Bi-directional TVS Diode

### Description

The FTV15215D is a 15V bidirectional TVS diode, utilizing leading monolithic silicon technology to provide fast response time and low ESD clamping voltage, making this device an ideal solution for protecting voltage sensitive data and power line. The FTV15215D complies with the IEC61000- 4- 2 (ESD) with  $\pm 30\text{kV}$  air and  $\pm 30\text{kV}$  contact discharge. It is assembled into an ultra small SOD- 523 leadfree package. The small size and high ESD surge protection make FTV15215D an ideal choice to protect cell phone, digital cameras, audio players and many other portable applications.

### Mechanical Characteristics

- ◆ Package: SOD- 523
- ◆ Lead Finish: Matte Tin
- ◆ Case Material: “Green” Molding Compound.
- ◆ Moisture Sensitivity: Level 1 per J- STD- 020
- ◆ Terminal Connections: See Diagram Below
- ◆ Marking Information: See Below

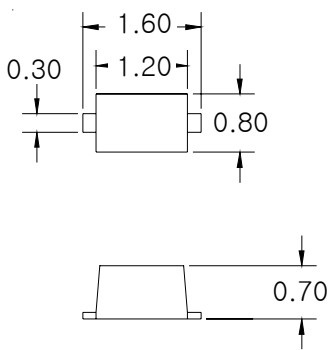
### Features

- ◆ Protects one data or power line
- ◆ Ultra low leakage: nA level
- ◆ Operating voltage: 15V
- ◆ Low clamping voltage
- ◆ Complies with following standards:
  - IEC 61000- 4- 2 (ESD) immunity test
    - Air discharge:  $\pm 30\text{kV}$
    - Contact discharge:  $\pm 30\text{kV}$
  - IEC61000- 4- 5 (Lightning) 6A (8/20 $\mu\text{s}$ )
- ◆ ROHS Compliant

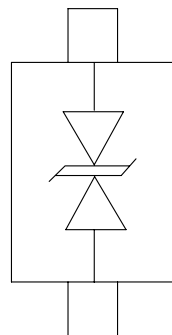
### Applications

- ◆ Cellular Handsets and Accessories
- ◆ Personal Digital Assistants
- ◆ Notebooks and Handhelds
- ◆ Portable Instrumentation
- ◆ Digital Cameras
- ◆ Peripherals
- ◆ Audio Players

### Dimensions and Pin Configuration



Maximum Dimensions (mm)



Package Dimensions      Circuit and Pin Schematic

### Marking Information



15D = Device Marking Code

### Ordering Information

Part Number	Marking	Packaging	Reel Size
FTV15215D	15D	3000/Tape & Reel	7 inch



## Absolute Maximum Ratings (T<sub>A</sub>=25°C unless otherwise specified)

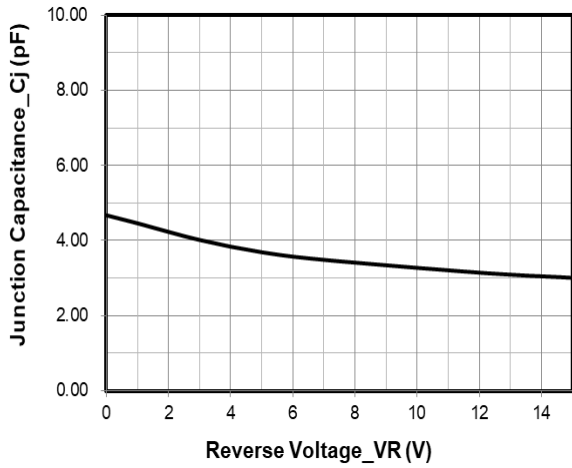
Parameter	Symbol	Value	Unit
Peak Pulse Power (8/20μs)	Ppk	150	W
Peak Pulse Current (8/20μs)	Ipp	6	A
ESD per IEC 61000-4-2 (Air)	VESD	±30	kV
ESD per IEC 61000-4-2 (Contact)		±30	
Operating Temperature Range	TJ	-55 to +125	°C
Storage Temperature Range	Tstg	-55 to +150	°C

## Electrical Characteristics (T<sub>A</sub>=25°C unless otherwise specified)

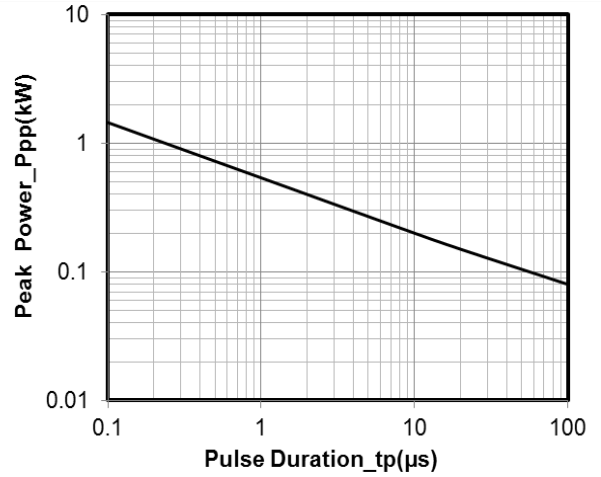
Parameter	Symbol	Min	Typ	Max	Unit	Test Condition
Reverse Working Voltage	V <sub>RWM</sub>			15	V	
Breakdown Voltage	V <sub>BR</sub>	16.2			V	I <sub>T</sub> = 1mA
Reverse Leakage Current	I <sub>R</sub>			0.2	μA	V <sub>RWM</sub> = 15V
Clamping Voltage	V <sub>C</sub>			18	V	I <sub>PP</sub> = 1A (8 x 20μs pulse)
Clamping Voltage	V <sub>C</sub>			25	V	I <sub>PP</sub> = 6A (8 x 20μs pulse)
Junction Capacitance	C <sub>J</sub>		5		pF	V <sub>R</sub> = 0V, f = 1MHz



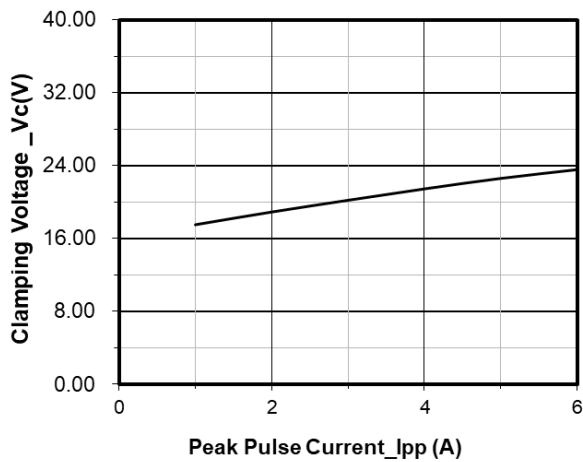
## Typical Performance Characteristics (TA=25°C unless otherwise Specified)



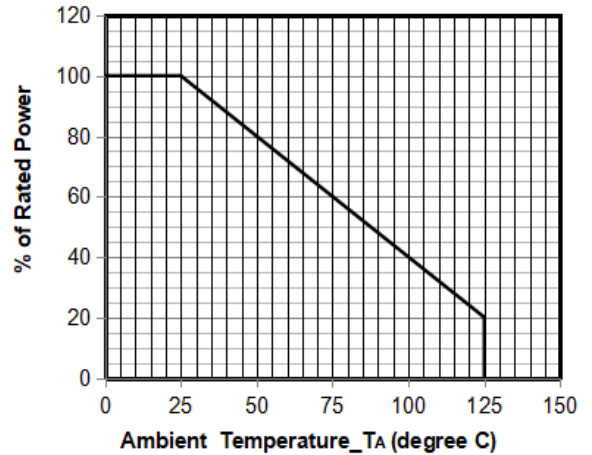
Junction Capacitance vs. Reverse Voltage



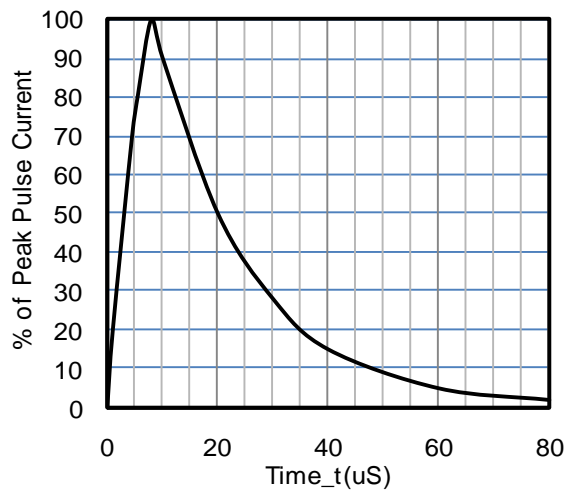
Peak Pulse Power vs. Pulse Time



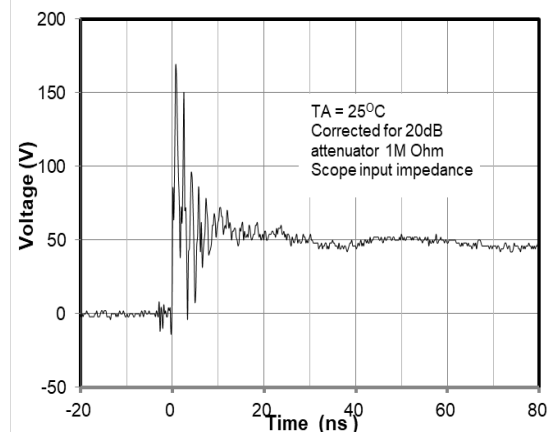
Clamping Voltage vs. Peak Pulse Current



Power Derating Curve



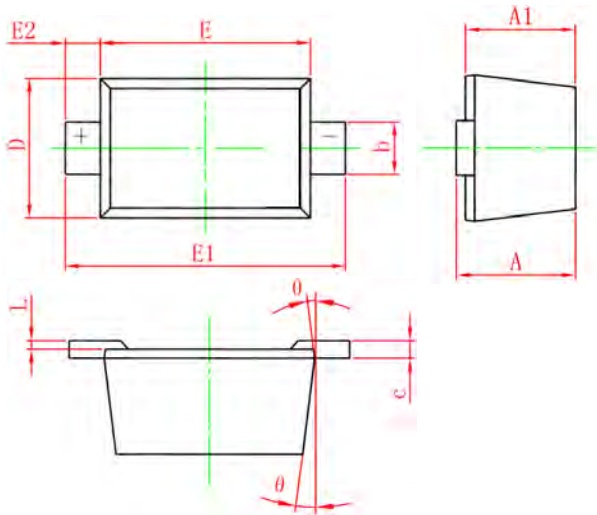
8 X 20μs Pulse Waveform



ESD Clamping Voltage

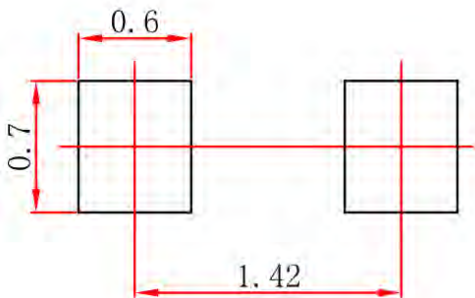
8 kV Contact per IEC61000-4-2

## SOD-523 Package Outline Drawing



SYM	DIMENSIONS					
	MILLIMETERS			INCHES		
	MIN	NOM	MAX	MIN	NOM	MAX
A	0.51	- -	0.77	0.020	- -	0.031
A1	0.50	- -	0.70	0.020	- -	0.028
b	0.25	- -	0.35	0.010	- -	0.014
c	0.08	- -	0.15	0.003	- -	0.006
D	0.75	- -	0.85	0.030	- -	0.033
E	1.10	- -	1.30	0.043	- -	0.051
E1	1.50	- -	1.70	0.059		0.067
E2	0.20REF			0.008REF		
L	0.01	- -	0.07	0.001	- -	0.003
Θ	7° REF			7° REF		

## Suggested Land Pattern



Unit : mm