

MICRO SURFACE MOUNT SCHOTTKY BRIDGE

VOLTAGE	100 Volt	CURRENT	1 Ampere
----------------	-----------------	----------------	-----------------

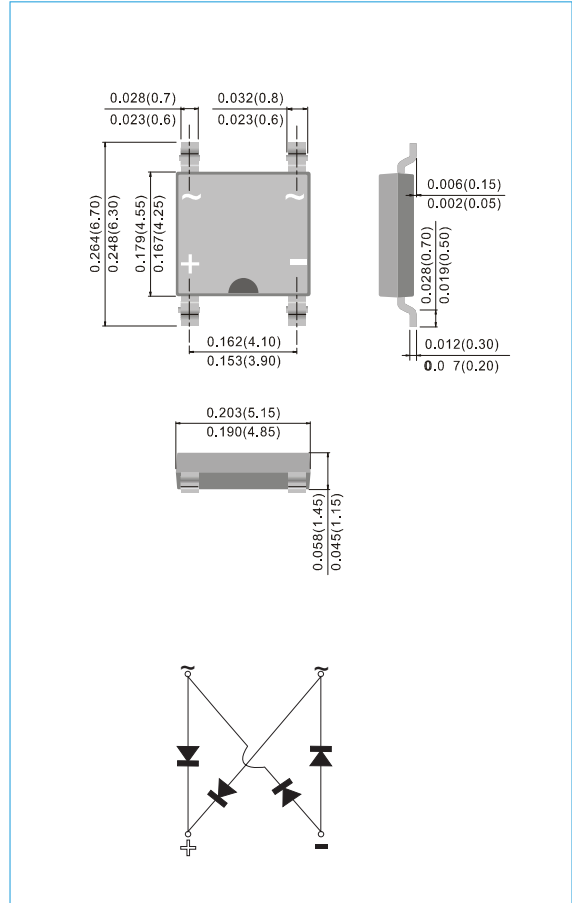
MICRO DIP / TDI Unit : inch(mm)

FEATURES

- Plastic package has Underwriters Laboratory Flammability Classification 94V- O. Flame Retardant Epoxy Molding Compound.
- Low power loss, high efficiency.
- Low forward voltage, high current capability
- High surge capacity.
- Super fast recovery times, high voltage.
- Epitaxial chip construction.
- Lead free in compliance with EU RoHS 2.0
- Green molding compound as per IEC 61249 standard

MECHANICAL DATA

- Case: MICRO DIP / TDI Molded plastic
- Terminals: Lead solderable per MIL- STD- 750, Method 2026
- Polarity: As marked.
- Standard packaging: Any
- Weight: 0.003 ounce, 0.09 gram



ABSOLUTE MAXIMUM RATINGS (If not specified $T_A=25^{\circ}\text{C}$)

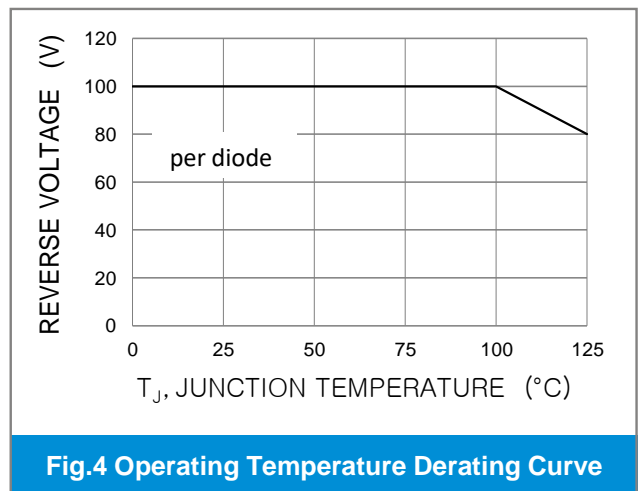
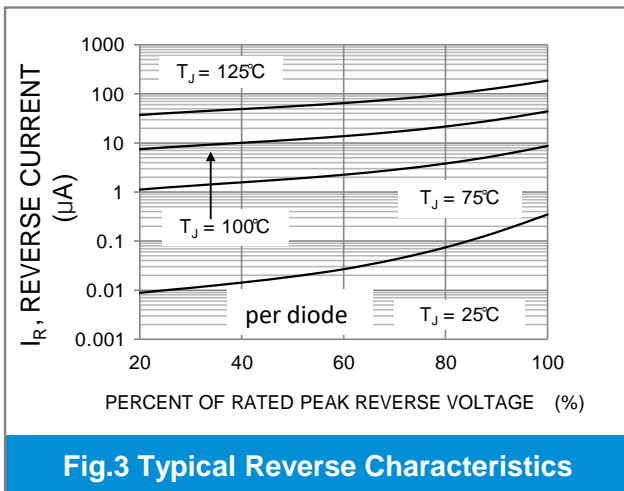
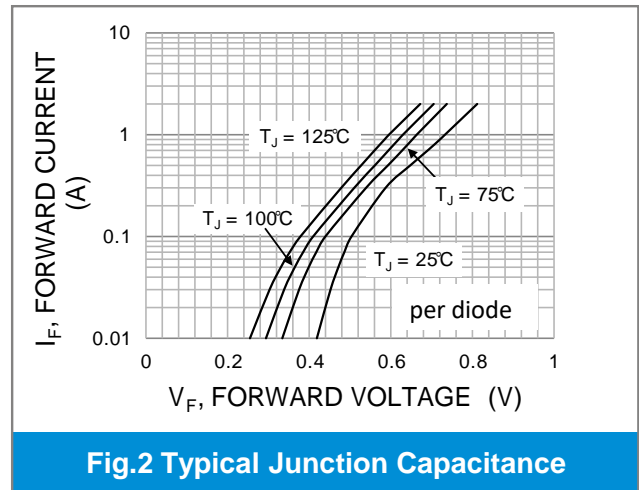
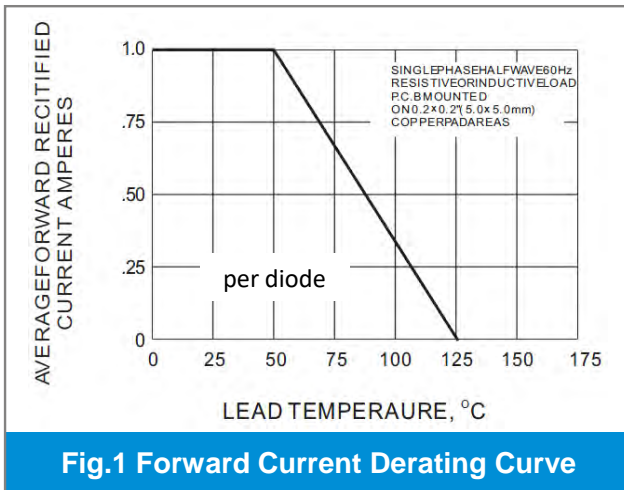
PARAMETER	SYMBOL	VALUE	UNITS
Maximum Peak Repetitive Reverse Voltage	V_{RRM}	100	V
Maximum RMS Reverse Voltage	V_{RMS}	71	V
Maximum DC Blocking Voltage	V_{DC}	100	V
Maximum Average Forward Current	$I_{F(AV)}$	1	A
Non- Repetitive Peak Surge Current (Surge applied at rate Load conditions halfwave, single phase, 60Hz)	I_{FSM}	30	A
Maximum Thermal Resistance (Note 1)	$R_{\theta JA}$	85	$^{\circ}\text{C}/\text{W}$
Typical Thermal Resistance (Note 2)	$R_{\theta JA}$	145	$^{\circ}\text{C}/\text{W}$
Typical Thermal Resistance(Note 1)	$R_{\theta JC}$	35	$^{\circ}\text{C}/\text{W}$
Operating Junction and Storage Temperature Range	T_J, T_{STG}	- 50 to +125	$^{\circ}\text{C}$

NOTE :

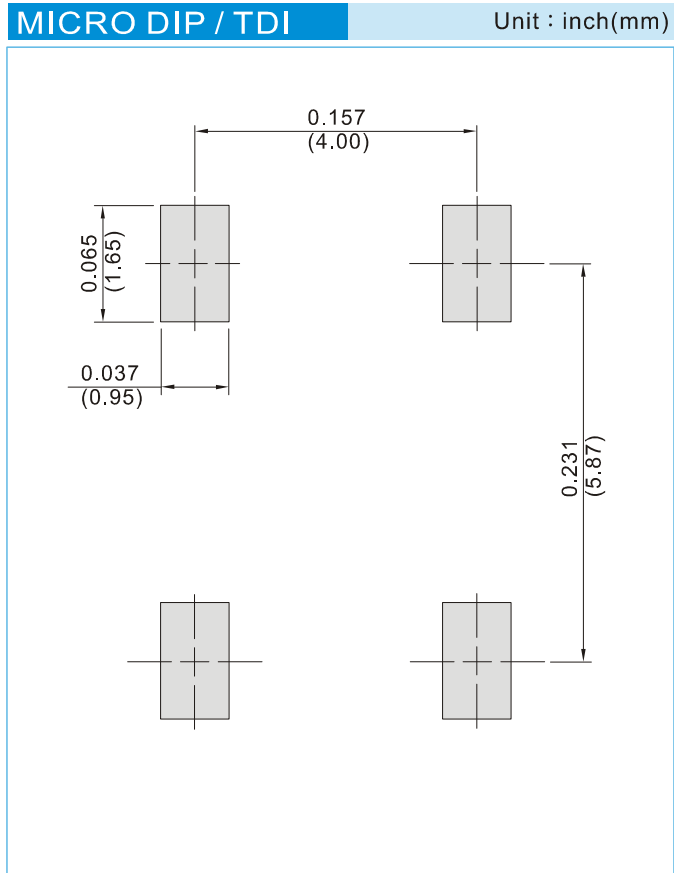
- 1.Mounted on a FR4 PCB, single- sided copper, with 100cm² copper pad area
- 2.Mounted on a FR4 PCB, single- sided copper, mini pad

ELECTRICAL CHARACTERISTICS (If not specified $T_A=25^\circ\text{C}$)

PARAMETER	SYMBOL	CONDITIONS	MIN.	TYP.	MAX.	UNIT
Reverse Current	I_R	$V_R=100\text{V}$	-	0.3	10	μA
Reverse Breakdown Voltage	$V_{(BR)R}$	$I_R=150\mu\text{A}$	100	115	-	V
Forward Voltage	V_F	$I_F=500\text{mA}$	-	650	700	mV
Forward Voltage	V_F	$I_F=1\text{A}$	-	730	750	mV
Typical Junction Capacitance	C_J	$V_R=4\text{V}, f=1\text{MHz}$	-	85	-	pF



MOUNTING PAD LAYOUT



ORDER INFORMATION

- Packing information
T/R - 4K per 13" plastic Reel
T/R - 1K per 7" plastic Reel



TS1100S

Part No_packing code_Version

TS1100S_R1_00001

TS1100S_R2_00001

For example :

RB500V-40_R2_00001



Packing Code XX				Version Code XXXXX		
Packing type	1 st Code	Packing size code	2 nd Code	HF or RoHS	1 st Code	2 nd ~5 th Code
Tape and Ammunition Box (T/B)	A	N/A	0	HF	0	serial number
Tape and Reel (T/R)	R	7"	1	RoHS	1	serial number
Bulk Packing (B/P)	B	13"	2			
Tube Packing (T/P)	T	26mm	X			
Tape and Reel (Right Oriented) (TRR)	S	52mm	Y			
Tape and Reel (Left Oriented) (TRL)	L	PANASERT T/B CATHODE UP (PBCU)	U			
FORMING	F	PANASERT T/B CATHODE DOWN (PBCD)	D			